



**WEBWISEKIDS**  
WISDOM BEGINS WITH YOU

# INTERNET SAFETY TIPS

## Grades K-3

This packet is designed to give you important information about the Internet that will keep you safe from online predators and dangers. Please review the **7 Internet Safety Rules** and complete the activities that are included with your parent/guardian. You will be on your way to a safe experience on the Internet.

"Empowering Today's Youth to Make Wise Choices Online"

P.O. Box 27203 • Santa Ana, CA 92799 • Tel. (714) 435-2885 • Fax (714) 435-0523 • [www.webwisekids.org](http://www.webwisekids.org)

# INTERNET SAFETY RULES *for kids*



## RULE 1

### Have an Adult Nearby

The Internet can be fun, with a lot of places to visit. You can play games. You can learn about many interesting subjects. You can chat with your friends.

But the Internet can also be a dangerous place for kids.

Never use a computer without permission from your parent, teacher, or other trusted adult. Make sure the adult stays nearby to answer questions and help keep you and your computer safe.

## RULE 2

### Protect Your Computer

Keep your computer clean. Never eat or drink near your computer. Never place a magnet near your computer. A magnet can cause serious damage.

Never download software or games without permission from your parent or teacher. Some files contain viruses that can cause serious harm to your computer.

Cover your computer to protect it from dust when it's shut down.

## RULE 3

### Protect Your Privacy

Never give anyone private information about yourself.

Never use your real name – invent a special nickname, or use your initials.

Never give anyone your address or phone number. Never tell anyone your age or where you go to school. Never send anyone your picture.

Your password should always remain a secret. Never tell your password to anyone, not even your best friend.

## RULE 4

### Protect the Privacy of Others

Never give out private information about your family, relatives, teachers or friends.

Never tell where your parents work or what hours they work.

Never give out private numbers such as credit card numbers.

Never tell the real names of your friends or where they live.

Never enter the email or text files of anyone else without the owner's permission.

## RULE 5

### Beware of Contests, Clubs, Prizes and Gifts

Always ask permission from your parent or teacher before you...

- ...enter a contest;
- ...join a club;
- ...accept a prize or gift;
- ...buy a toy, game, book or anything else.

When you enter a contest, join a club, receive a prize or gift, or make a purchase, you could be giving someone your private information without knowing it.

## RULE 6

### Beware of Strangers

The person you are chatting with may not be telling the truth.

Say **NO!** if someone asks to meet you in person.

Say **NO!** if someone asks to call you on the phone.

Say **NO!** if someone asks for your picture

Say **NO!** if someone wants to send you a picture.

If someone asks to meet or phone you, asks for your picture, or wants to send you a picture,

**DON'T WAIT!** Tell your parent or teacher right away.

## RULE 7

### Always be Polite

Be courteous to the people you chat with on the Internet.

Never use bad words. Never say mean or cruel things. Never spread rumors or lies.

Don't SHOUT – typing a message in capital letters is called shouting.

Don't hold down the ENTER key when you're not sending a message.

Never answer a message that makes you feel uncomfortable.

Show the message to your parent or teacher right away.

## RULE 1

### Have an Adult Nearby

The Internet can be fun, with a lot of places to visit.

You can play games.

You can learn about many interesting subjects. You chat with your friends.

You can meet kids from other cities and countries.

But the Internet can also be a dangerous place, especially for kids.

Never use a computer without permission from your parent, teacher or other trusted adult.

Make sure the adult stays nearby to answer questions and help keep both you and your computer safe.

*You can learn about many interesting subjects on the Internet.  
Circle the things in this picture that begin with the letter 'I'?*



## RULE 2

### Protect Your Computer

Keep your computer and keyboard very clean.

Never eat or drink near your computer.

Never place a magnet near your computer.

A magnet can cause serious damage.

Never download software or games without permission from your parent or teacher. Some files on the Internet contain viruses that can cause serious harm to your computer.

Cover your computer to protect it from dirt and dust when it's shut down.

*Find the cookie and juice, magnet and virus that are different from the others.*





## RULE 4

# Protect the Privacy of Others

Never give out private information about your family, relatives, teachers or friends.

Never tell anyone where your parents work or what hours they work.

Never give anyone private numbers such as credit card numbers.

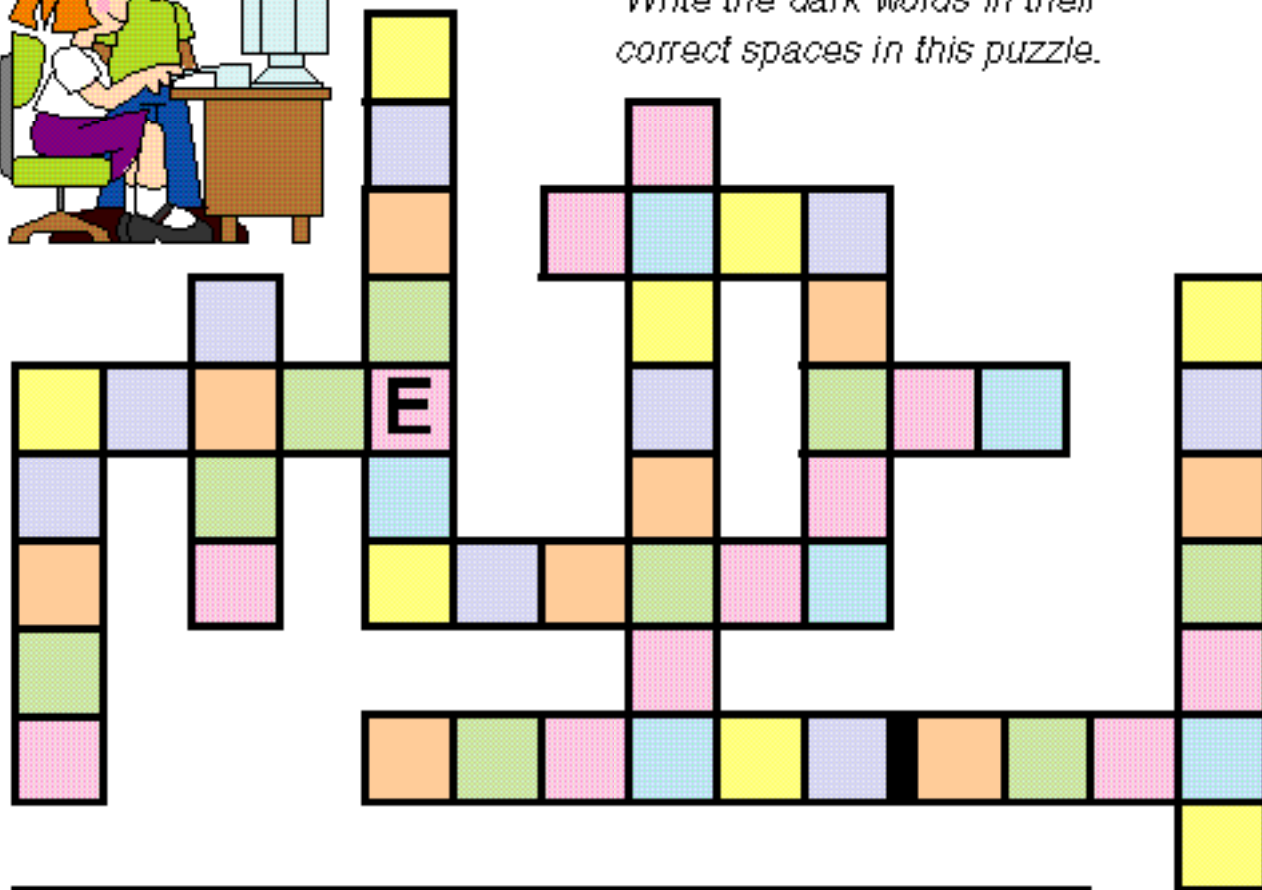
Never tell anyone the real names of your friends or where they live.

Never enter the email or text files of anyone else without the owner's permission.



*Some information is private and should never be shared with a stranger.*

*Write the dark words in their correct spaces in this puzzle.*



Things you should never share with a stranger:

Your **NAME**.  
Your **ADDRESS**.  
Your **PHONE** number.  
Your **AGE**.  
Your **SCHOOL**.  
Your **PHOTO**.

Your **PASSWORD**.  
Your **EMAIL** address.  
A **CREDIT CARD** number.  
Where your parents **WORK**.  
Private information about your **FRIENDS**.

## RULE 5

# Beware of Contests, Clubs, Prizes and Gifts

Always ask permission from your parent or teacher before you...

...enter a contest;


...join a club;

...accept a prize or gift;

...buy a toy, game, book or anything else.

When you enter a contest, join a club, receive a prize or gift, or make a purchase, you could be giving someone your private information without knowing it.

Always ask a grownup first.



## RULE 6

### Beware of Strangers

Be careful when chatting with strangers. The person you are talking to may not be telling the truth. You may think you are talking to another kid, but it could be an adult who is only pretending to be a kid.

Say **NO!** if someone asks to meet you in person.


Say **NO!** if someone asks to call you on the phone.

Say **NO!** if someone asks for your picture.

Say **NO!** if someone wants to send you a picture.

If someone asks to meet or phone you, asks for your picture, or wants to send you a picture,

**DON'T WAIT!** Tell your parent or teacher right away.



*Choose a line at the computer  
and see who it leads to.  
Is this person telling the truth?*



## RULE 7

### Always be Polite

Treat others with respect.


Be courteous to the  
people you chat with  
on the Internet.

Never use bad words.  
Never say mean things.  
Never spread rumors or lies.

Don't SHOUT.  
(Typing a message in capital  
letters is called shouting.)

Don't hold down the  
ENTER key when you're  
not sending a message.

Never answer a message  
that makes you feel  
bad or uncomfortable.  
Show the message to  
your parent or teacher  
right away.



*Fill in the areas with the dots for an important message.*